



T Y P E A C B

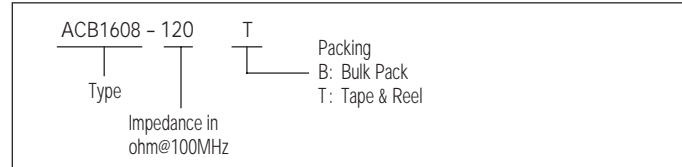
FEATURES

- High impedance ferrite beads widely used for signal line.
- Excellent for suppressing noise at high frequencies, from several MHz to several hundreds of MHz.
- The chip bead type is best suited for preventing the abnormal oscillation of high frequency amplifying circuits.
- Nickel barrier provides excellent solder heat resistance both flow soldering and reflow soldering are applicable.

APPLICATIONS

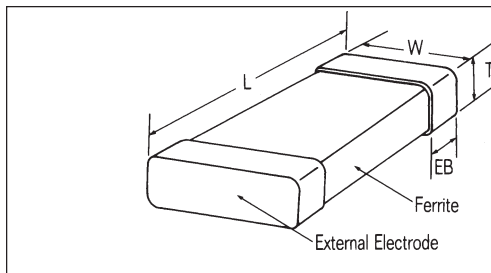
- Computers and peripherals.
- TVS, VCRS.
- Car — electronic equipment.
- Tuners, etc.

ORDERING INFORMATION



DIMENSIONS

(Unit: mm)



Type	L	W	T	EB
1608	1.6 ± 0.15	0.8 + 0.3 - 0.1	0.8 ± 0.3 - 0.1	0.3 ± 0.2
2012	2 ± 0.2	1.25 ± 0.2	0.9 ± 0.2	0.4 ± 0.2
3216	3.2 ± 0.2	1.6 ± 0.2	0.9 ± 0.2	0.5 ± 0.2

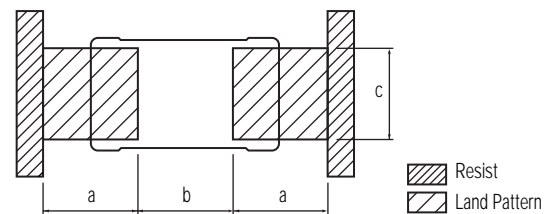
ELECTRICAL CHARACTERISTICS

Part No.	Impedance (Ω)(100MHz)	DC Resistance (Ω)max.	Rated Current (mA)max.
ACB1608L-015-□*	15 ± 25%	0.1	500
ACB1608L-030-□	30 ± 25%	0.3	400
ACB1608L-060-□	60 ± 25%	0.4	300
ACB1608L-120-□	120 ± 25%	0.5	200
ACB1608L-300-□	300 ± 25%	1.5	200
ACB1608M-040-□	40 ± 25%	0.3	400
ACB1608M-080-□	80 ± 25%	0.5	300
ACB1608M-120-□	120 ± 25%	0.7	200
ACB1608M-300-□	300 ± 25%	1.2	150
ACB1608M-600-□	600 ± 25%	1.8	100
ACB1608H-015-□	15 ± 25%	0.3	400
ACB1608H-030-□	30 ± 25%	0.4	300
ACB1608H-060-□	60 ± 25%	0.7	200
ACB1608H-120-□	120 ± 25%	1.2	150
ACB1608H-300-□	300 ± 25%	1.8	100
ACB2012L-015-□	15 ± 25%	0.1	600
ACB2012L-030-□	30 ± 25%	0.3	500
ACB2012L-060-□	60 ± 25%	0.4	400
ACB2012L-120-□	120 ± 25%	0.5	300
ACB2012L-300-□	300 ± 25%	1	250
ACB2012L-600-□	600 ± 25%	2	150
ACB2012M-040-□	40 ± 25%	0.3	500
ACB2012M-080-□	80 ± 25%	0.4	400
ACB2012M-120-□	120 ± 25%	0.5	300
ACB2012M-300-□	300 ± 25%	0.9	200
ACB2012M-600-□	600 ± 25%	1.3	100
ACB2012H-015-□	15 ± 25%	0.3	400
ACB2012H-030-□	30 ± 25%	0.4	300
ACB2012H-060-□	60 ± 25%	0.5	300
ACB2012H-120-□	120 ± 25%	0.9	200
ACB2012H-300-□	300 ± 25%	1.3	100
ACB2012H-600-□	600 ± 25%	2.2	100
ACB3216L-080-□	80 ± 25%	0.3	400
ACB3216M-600-□	600 ± 25%	0.9	200

*□ Packaging style (T: Taping [ø180mm reel], TL: Taping [ø 330mm reel], B: Bulk)

RECOMMENDED PC BOARD PATTERNS

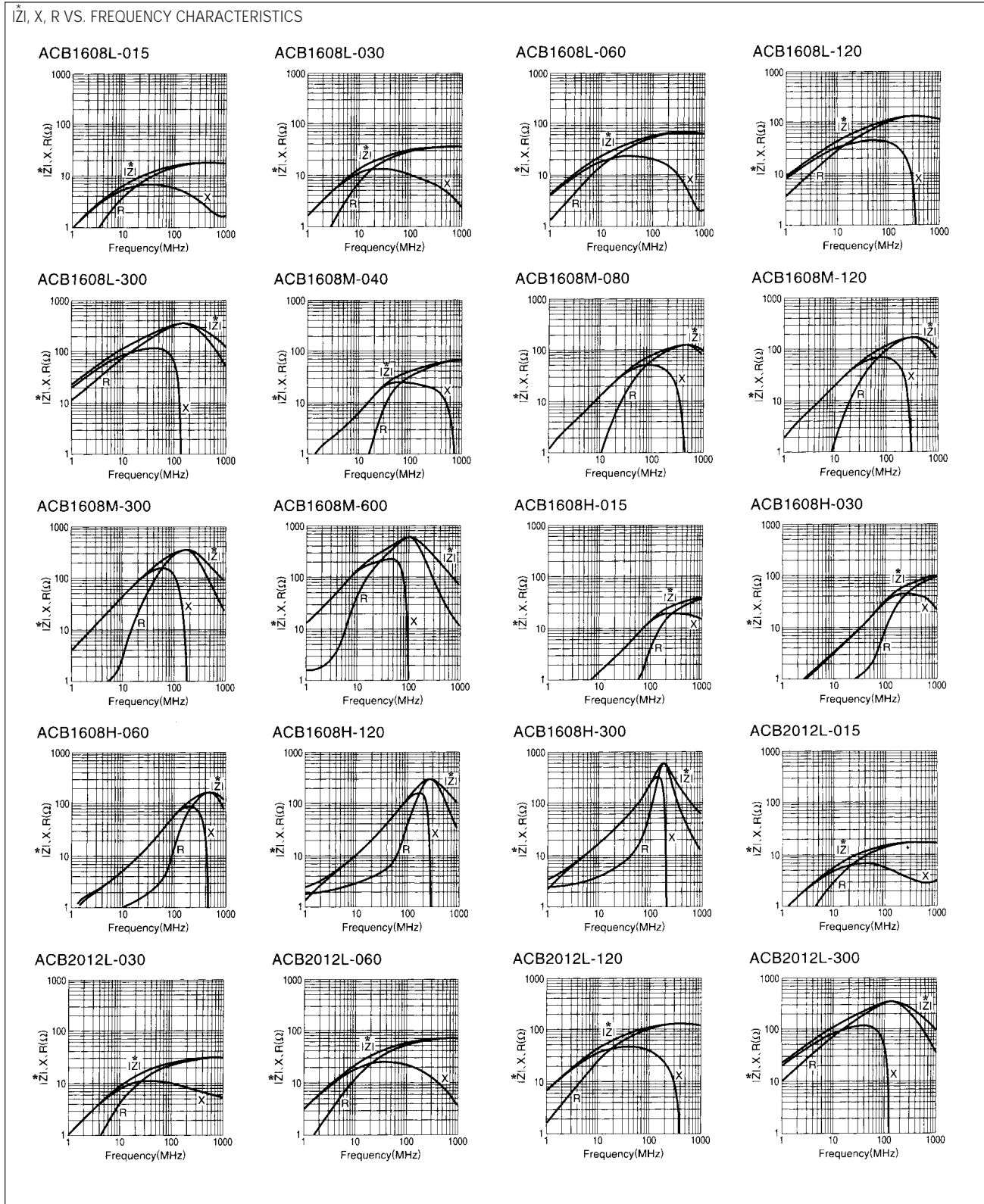
REFLOW AND FLOW SOLDERINGS



Type	a	b	c
ACB1608	1	0.6	0.8
ACB2012	1	1	1
ACB3216	1.1	2.2	1.4

HIGH IMPEDANCE FERRITE CHIP BEADS — TYPE ACB

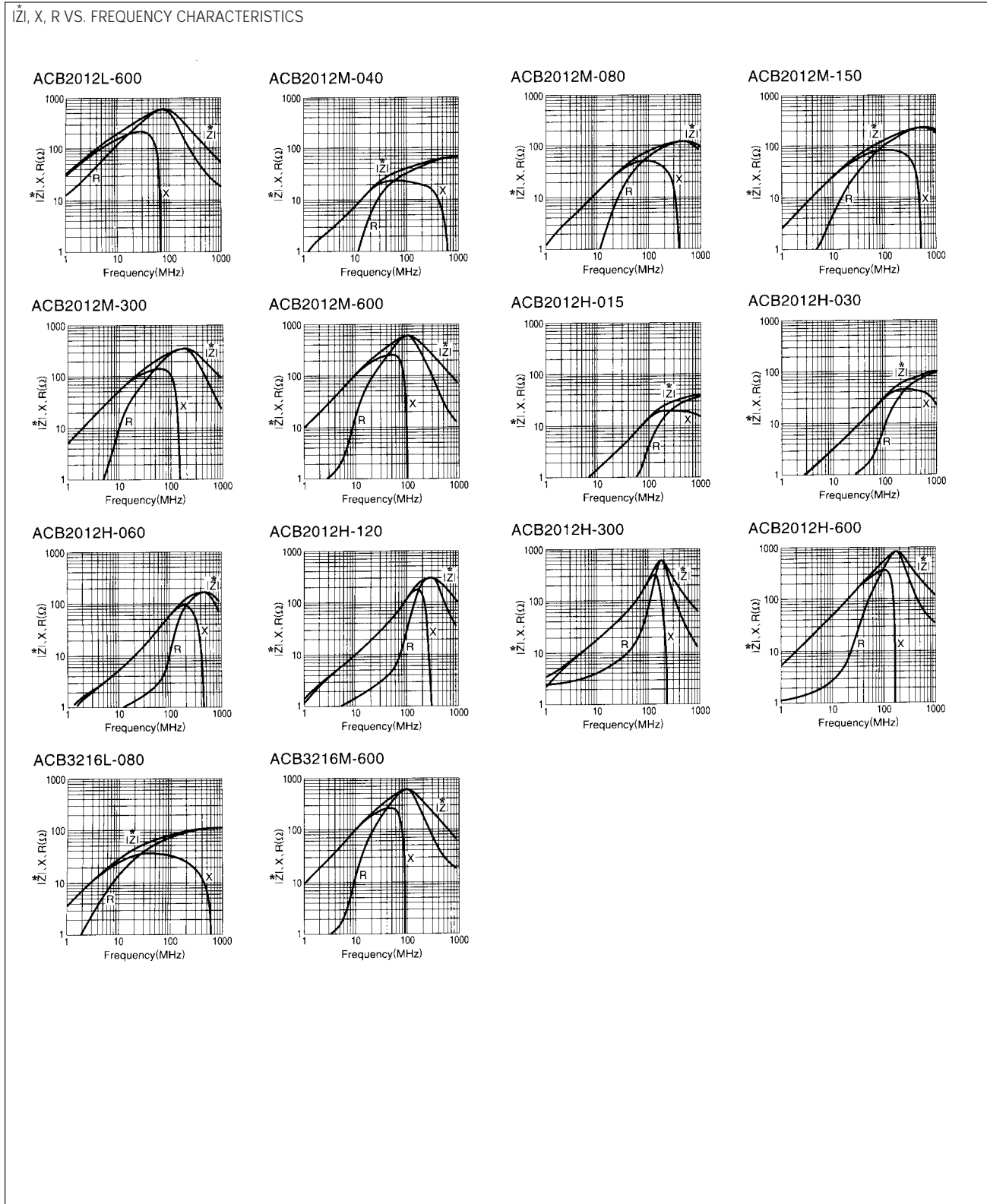
TYPICAL ELECTRICAL CHARACTERISTICS



* TEST EQUIPMENT: RF IMPEDANCE ANALYZER YHP4191A

HIGH IMPEDANCE FERRITE CHIP BEADS — TYPE ACB

TYPICAL ELECTRICAL CHARACTERISTICS



* TEST EQUIPMENT: RF IMPEDANCE ANALYZER YHP4191A