




T Y P E T R N

FEATURES

- Leadless resistors of superior capabilities and stability with use of high molten tantalum alloy is well suited for rough environmental operations.
- The electrode multilayer plated is very excellent in ohmic contact.
- The mechanical body is extremely strong owing to cylindrical shape.

DIMENSIONS

(Unit: mm)

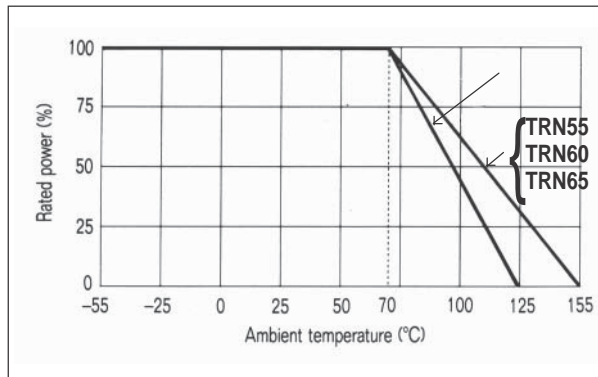
	Style	L	t	D ₁	D ₂
	TRN55	3.5±0.1	0.3min.	1.4±0.1	1.3±0.1
	TRN60/TRN65	5.9±0.2	0.5min.	2.2±0.1	2.1±0.1

RATING

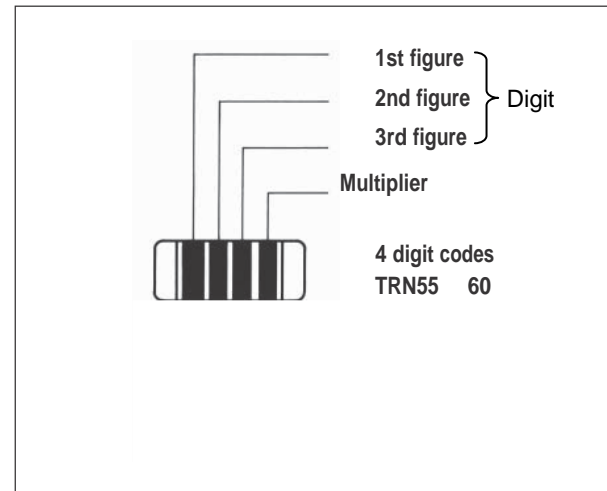
Requirements	TRN55	TRN60/TRN65
Rating ambient temp.	70°C	70°C
Power rating	250mW	500mW/1W
Max. working V.	150V	250V
Max. overload V.	300V	500V
Operating temp. range	-55°C~155°C	-50°C~155°C
Resistance range	0Ω, 10Ω~1MΩ	0Ω, 10Ω~1MΩ
Tolerance	B . C . D . F . G . J .	
T.C.R. ppm/°C	E . C . K .	

*Be noted resistance value available depends on its accuracies.

DERATING CURVE



COLOR CODING



THIN FILM MELF RESISTORS — TYPE TRN

CHARACTERISTICS

Test method EIAJ-RC-8009

Requirements	Characteristics	Max.
Short time overload	$\pm(0.5\% + 0.05\Omega)$	
Temperature cycling	$\pm(0.5\% + 0.05\Omega)$	
Resistance to soldering heat	$\pm(0.5\% + 0.05\Omega)$	
Moisture resistance	$\pm(1.0\% + 0.05\Omega)$	
Load life	$\pm(1.0\% + 0.05\Omega)$	
Body strength	$\pm(1.0\% + 0.05\Omega)$	
Terminal strength	$\pm(1.0\% + 0.05\Omega)$	
Solderability	Over 80%	
Resistance to solvents	No evidence of mechanical damage	

ORDERING INFORMATION

